












Surveyor Zaw La
 Date visited 28 Dec 2018
 Time visited 15:30 am

Weather Condition Sunny
 The last time of heavy raining

No	Item	Condition	Narrative Description and Photos
1	(1.1) Water Supply System	Improved <input type="checkbox"/> Same <input checked="" type="checkbox"/> * Worse <input type="checkbox"/> <i>*as last week</i>	<p><u>Narrative Description</u></p> <p>Water distribution system has been supporting ninety household of the zone B resettled families. The new well was drilled and installed the pipe line and its necessary instruments because the underground water of the previous well includes iron hydroxide and yellowish mud that clogged in the iron removal tank. The current water condition is quite good and no iron hydroxide and yellowish mud are found.</p> <p><u>Photos</u></p> <div style="display: flex; flex-wrap: wrap;"> <div style="width: 50%; text-align: center;">  </div> <div style="width: 50%; text-align: center;">  </div> <div style="width: 50%; text-align: center;">  <p>Water from ground water tank</p> </div> <div style="width: 50%; text-align: center;">  <p>Pipe line distribution water to houses</p> </div> <div style="width: 50%; text-align: center;">  </div> <div style="width: 50%; text-align: center;">  </div> </div>

No	Item	Condition	Narrative Description and Photos
1	(1.2) Well	Improved <input type="checkbox"/> Same <input checked="" type="checkbox"/> * Worse <input type="checkbox"/> <i>*as last week</i>	<p>– Water from two open-wells is clean enough to use for drinking and living. There are eleven tube wells in the relocation site. Residents use the water basically from the pipeline distribution system so that the frequency of water usage from the tube wells is very low. To sustain the good condition of the tube wells, the leg pumps were kept and covered the PVC pipes with the caps till the residents use.</p> <div style="display: flex; justify-content: space-around;"> <div style="text-align: center;">  <p>Open Well No. 1</p> </div> <div style="text-align: center;">  <p>Open Well No. 2</p> </div> </div>
	(2) Drainage	Improved <input type="checkbox"/> Same <input checked="" type="checkbox"/> * Worse <input type="checkbox"/> <i>*as last week</i>	<p>– There is a little amount of water in the drainage canals at the moment.</p> <p>Photos</p> <div style="display: grid; grid-template-columns: 1fr 1fr; gap: 5px;"> <div style="text-align: center;">  <p>The drain at the corner of Main Road A and B</p> </div> <div style="text-align: center;">  <p>The exit of the drain at the corner of Site village road and 2nd street</p> </div> <div style="text-align: center;">  <p>The exit of the drain at the corner of Site village road and 3rd street</p> </div> <div style="text-align: center;">  <p>The exit of the drain at the corner of Site village road and Main Road C</p> </div> </div>
	(3) Road	Improved <input type="checkbox"/> Same <input checked="" type="checkbox"/> * Worse <input type="checkbox"/>	<p>– All the roads are getting dry and no problem for walking.</p> <p>Photos</p>

**as last week*



Main Road - B



1st Street



2nd Street Upper Block



2nd Street Lower Block



3rd Street Upper Block



3rd Street Lower Block



4th Street Upper Block









4th Street Lower Block



5th Street



6th Street

			 <p>7th Street</p>	 <p>Site Village</p>
(4) Garbage Condition	Improved <input type="checkbox"/> Same <input checked="" type="checkbox"/> * Worse <input type="checkbox"/> <i>*as last week</i>	<ul style="list-style-type: none"> - The rubbish was dumped at the creek side and even in front of the houses before the enough garbage bins are provided. - Total fourteen garbage bins have been provided and placed at the corner of each road until the end of April. After April 2018, all the garbage bins are kept by the community leader of PAPs in the communal compound near the triangle junction of Main Road C and Upper Fourth Street. But starting from October, the garbage truck from township municipal office came and collected by giving its alarm along the Main Road B. <p>Photos</p>	 <p>Rubbishes in the creek near 1st street</p>	 <p>Rubbishes in the creek near 2nd street</p>
			 <p>Rubbishes in the creek near Main Road C</p>	 <p>Rubbishes in the creek near 6th Street</p>

(5) Fly proof toilet

Improved
 Same *
 Worse
 *as last week

- All of the fly proof toilets are used the residents.
- All of the toilets are repaired by the following procedures;
 - Installation the extra septic tanks beside the original
 - The pipe line system is installed from the extra tank to the ditch to flow the liquid out.

The toilet renovation plan was successfully done and there is no problem at the moment.

Condition	No. of HHs	
	This week condition	Previous week condition
Level 1	91	91
Level 2	0	0
Level 3	0	0
Level 4	0	0
No Toilet	0	0

<Evaluation Criteria>

Level 1

- Fly proof toilet is not needed to be repaired.
- No/rarely toilet unavailable

Level 2

- Fly proof toilet is needed to be repaired.
- Rarely toilet unavailable

Level 3

- Fly proof toilet is needed to be repaired.
- Often toilet unavailable
- As the result of filling the soil and also due to the heavy rain, some toilets are inconvenience to use.

Level 4

- Fly proof toilet is urgently needed to be repaired.
- Often toilet unavailable

Photos



House No. 83









House No. 46



House No. 32




House No. 21

	(6) Electricity	Improved <input type="checkbox"/> Same <input checked="" type="checkbox"/> * Worse <input type="checkbox"/> <i>*as last week</i>	<ul style="list-style-type: none"> – Residents get the electricity regularly. – Electric poles and transformer are being supported with the good foundations. – There are some pieces of wood under an electric pole of main road B and it's needed to clean up. <p>Photos</p>
			 <p>Transformer No. 1</p>
			 <p>Transformer No. 2</p>
			 <p>Transformer No. 3</p>
			 <p>Electric poles of Main Road B and Main Road C</p>
No	Item	Condition	Description and Photos
2	(1)House Construction	No. of houses which are not completed (4)	<ul style="list-style-type: none"> – In plot No.9 and 10, three houses that are planned to build as the plots are owned by father and son. Construction has been finished for two houses and one house is not finished yet. – Plot No.64, the house construction seems to be stopped. – Plot No.78, the house construction is needed to be carried on, however PAPs are living now. – Plot No. 66, the house construction for the first floor has been finished and the second floor is still needed to be carried on. <p>Photos</p>  <p>House No. 9</p>  <p>House No. 64</p>



3 Other Issues

(1). Drainage condition for rain water in the compounds	<u>Description</u>																
	<table border="1"> <thead> <tr> <th rowspan="2">Condition</th> <th colspan="2">No. of HHs</th> </tr> <tr> <th>This week condition</th> <th>Previous week condition</th> </tr> </thead> <tbody> <tr> <td>Level 1</td> <td>85</td> <td>85</td> </tr> <tr> <td>Level 2</td> <td>6</td> <td>5</td> </tr> <tr> <td>Level 3</td> <td>0</td> <td>0</td> </tr> <tr> <td>Level 4</td> <td>0</td> <td>1</td> </tr> </tbody> </table> <p><Evaluation Criteria> Level 1 -No mud and no standing water with their own drainage system in their compound Level 2 -No mud and no standing water in their compound Level 3 - Some or little mud and standing water in their compound Level 4 -A lot of mud and standing water in their compound</p> <p><u>Photos</u></p>	Condition	No. of HHs		This week condition	Previous week condition	Level 1	85	85	Level 2	6	5	Level 3	0	0	Level 4	0
Condition	No. of HHs																
	This week condition	Previous week condition															
Level 1	85	85															
Level 2	6	5															
Level 3	0	0															
Level 4	0	1															





(2) Plantation

- In front of the compounds, the shady trees, fruit trees, flowering plants and vegetables are being planted.

Description

- In front of the compounds, the shade trees, fruit trees, flowering plants and vegetables are being planted.



Type	No. of HHs	Remarks
Shade tree	15	Albizzia, Indian almond, Neem tree, etc. HH No. 20, 40, 43, 48, 51, 57, 59, 61, 62, 67, 69, 72, 73, 77, 85
Fruit tree	37	Banana, Mango, sugar cane, coconut, citrus and jack fruit etc. HH No. 3, 15, 17, 20,21, 23, 28, 30, 31, 32, 34, 37, 40, 41, 48, 51, 52, 55, 57, 58, 59, 61, 62, 63, 67, 68, 70, 71, 72, 73, 77, 78, 82, 85, 86, 88
Vegetables	20	Chili, tomato, bitter gourd, Roselle, gourd, basils, eggplant etc. HH No. 12, 17, 21, 41, 49, 58, 59, 61, 62, 63, 67, 68, 70, 71, 72, 73, 77, 82, 85, 86
Flowering plant	31	Jasmine, poinsettia, orchid, kiss me quick, etc. HH No. 3, 5, 6, 8, 10, 12, 13, 14, 17, 20, 21, 22, 23, 29, 30, 31, 32, 46, 48, 58, 59, 61, 62, 65, 67, 68, 69, 72, 77, 78, 86

Photos,



(3) Livestock

Description

		-The chicken, geese and ducks are being raised.		
		Type	No. of HHs	Remarks
		Chicken	6	HH No. 13, 14, 21, 59, 67, 78
		Duck	3	HH No.12
		Goose	2	HH No. 40, 67
		Photos		
				
		House No. 67	House No. 78	